

DUNEXT



Innovate for a Green Future

2024



Location: Suzhou, China



Contact Us: info@dunext.com

©2024 Dunext Technology Suzhou Co., Ltd. All rights reserved.

CONTENTS

1



2



3



> Company

> Product

> Partner

INNOVATE FOR A GREEN FUTURE



ABOUT DUNEXT

Dunext is a leading technology company dedicated to PV & energy storage industry, offering innovative solutions for distributed PV & storage solution. Our team has over a decade's experience of global market development and 15 years of expertise in key technological fields, including power electronics, digital technology, energy storage, and thermal design. Committed to core innovation and worldwide service capabilities, Dunext provides secure, reliable, one-stop solutions and services, aiming to become the premier partner in the new energy sector.

BUSINESS DEVELOPMENT LAYOUT



HQ

Suzhou, China

EMEA

UK / Netherland
Germany / Poland

Asia

Singapore
Pakistan




America




USA(TBE)
Brazil (TBE)

SINGLE PHASE HYBRID INVERTER



DN1H Series(3-6KTL)

-  150% DC input oversizing
-  Up to 6000W charging / discharging
-  Charging / discharging efficiency >97%

-  Remote firmware upgrade & work mode setting
-  Support VPP / FFR function
-  EU standard certified by TÜV Rheinland

Single Phase Hybrid Inverter

DN1H Series(3-6KTL)







Model	DN1H-3KTL	DN1H-3.68KTL	DN1H-5KTL	DN1H-6KTL
PV Input				
Max. Recommended PV Power [Wp]	4500	5500	7500	9000
Max. PV Input Voltage [V]	600			
MPPT Voltage Range [V]	120 ~ 550			
Rated PV Input Voltage [V]	360			
Start-up Voltage [V]	150			
No. of MPPT Trackers	2			
No. of Input Strings per Tracker	1			
Max. Input Current per MPPT [A]	13.5 / 13.5			
Max. Short-circuit Current per MPPT [A]	17/17			
DC Switch	Integrated			
AC Output (On-Grid)				
Max. Apparent Power [VA]	3000	3680	5000[1]	6000
Rated AC Power [W]	3000	3680	5000[1]	6000
Rated AC Current [A]	13	16	21.7[1]	26.1
Rated AC Voltage [V]	220 / 230			
Grid Frequency [Hz]	50 / 60			
Adjustable Power Factor [cos φ]	0.8 leading ... 0.8 lagging			
Output THDi [@Rated Output]	< 2%			
Battery				
Battery Type	Lithium			
Battery Voltage Range [V]	80 ~ 450			
Max.Charging/Discharging Current[A]	25			
Communication Interface	CAN			
AC Output (EPS ^[2] With Battery)				
Rated AC Power [W]	3000	3680	5000	6000
Rated AC Voltage[V]	220/230			
Rated Frequency [Hz]	50 / 60			
Rated Current [A]	13	16	21.7	26.1
Output THDi (@Rated Output)	< 3%			
Automatic Switch Time [ms]	< 0.5			
Peak Apparent Power, Duration [VA, s]	4500, 10	5520, 10	7500, 10	9000, 10
Efficiency				
Max. Efficiency	97.4%	97.5%	97.5%	97.5%
European Efficiency	97.2%	97.2%	97.2%	97.2%
Protection				
DC Insulation Monitoring	Yes			
DC Reverse Polarity Protection	Yes			
Anti-islanding Protection	Yes			
Residual Current Monitoring	Yes			
Over-heat Protection	Yes			
AC Overcurrent Protection	Yes			
AC Short-circuit Protection	Yes			
DC Surge Protection	Yes (Type III)			
AC Surge Protection	Yes (Type III)			
AC Overvoltage Protection	Yes			
General Data				
Dimension (W * H * D) [mm]	520 * 412 * 172			
Weight [kg]	20			
Display	LED + OLED			
Communication	RS485 and USB (Standard), Wifi (Standard), 4G or Ethernet (Optional)			
Ambient Temperature Range [°C]	-30~+60			
Relative Humidity	0 ~ 100%			
Operating Altitude [m]	≤ 2000			
Standby Self Consumption [W]	< 15			
Topology	Transformerless			
Cooling	Natural			
Degree of Protection	IP65			
Noise(dB)	< 35			
Certifications & Standards				
Grid connection standards	AS 4777, EN 50549-1, IEC 61727, CEI 0-21, IEC 62116, C10/C11, VDE0126,ORDINANCE 140			
Safety Regulation	IEC 62109-1,IEC 62109-2			
EMC	EN/IEC 61000-6-1,EN/IEC 61000-6-3			

[1] The AC output power for VDE-AR-N 4105, VDE 0126 and NRS 097-2-1 is limited to 4600VA&20A, for AS/ NZS 477.2 is limited to 4999VA & 21.7A.
[2] EPS: Emergency Power Supply

THREE PHASE HYBRID INVERTER



DN3H Series(5-10KTL)

-  Compatible with 600W+ PV modules
-  Remote firmware upgrade & work mode setting
-  Support 100% unbalanced loads
-  Support VPP / FFR function
-  ≤10ms backup power switching
-  Support up to 10 units parallel connections

Three Phase Hybrid Inverter







DN3H Series(5-10KTL)

Model	DN3H-5KTL	DN3H-6KTL	DN3H-8KTL	DN3H-10KTL-A	DN3H-10KTL
PV Input					
Max. Recommended PV Power [Wp]	7500	9000	12000	15000	15000
Max. PV Input Voltage [V]	1000				
MPPT Voltage Range [V]	160 ~ 950				
Rated PV Input Voltage [V]	600				
Start-up Voltage [V]	160				
No. of MPP Trackers	2				
No. of Input Strings per Tracker	1				
Max. Input Current per MPPT [A]	18 / 18				
Max. Short-circuit Current per MPPT [A]	23 / 23				
DC Switch	Integrated				
AC Output (On-Grid)					
Maximum Apparent Power [VA]	5500	6600	8800	10000	11000
Rated AC Power [W]	5000	6000	8000	10000	10000
Rated AC Current [A]	7.2	8.7	11.5	14.4	14.4
Maximum AC Current [A]	7.6	9.1	12.2	14.4	15.2
Rated AC Voltage [V]	3 / N / PE, 220 / 380, 230 / 400				
Grid Frequency [Hz]	50 / 60				
Adjustable Power Factor [cos φ]	0.8 leading ... 0.8 lagging				
Output THDi (@Rated Output)	< 3%				
AC Input					
Max. Apparent AC Power [VA]	10000	12000	16000	20000	20000
Max. AC Current [A]	15.2	18.2	24.3	28.8	30.4
Rated AC Voltage / Range [V]	3 / N / PE, 220 / 380, 230 / 400; ± 20%				
Grid Frequency / Range [Hz]	50 / 60				
Battery					
Battery Type	Lithium				
Battery Voltage Range [V]	160 ~ 700				
Max.Charging/Discharging Current[A]	30 / 30				
Communication Interface	CAN				
AC Output (EPS ^[1] With Battery)					
Rated AC Power [W]	5000	6000	8000	10000	10000
Rated AC Voltage[V]	3 / N / PE, 220 / 380, 230 / 400				
Rated Frequency [Hz]	50 / 60				
Rated Current [A]	7.6	9.1	12.2	14.4	15.2
Output THDi (@Rated Output)	< 3%				
Automatic Switch Time [ms]	≤ 20				
Peak Apparent Power, Duration [VA, s]	7500, 60	9000, 60	12000, 60	15000, 60	15000, 60
Efficiency					
Max. Efficiency	98.0%	98.0%	98.0%	98.0%	98.0%
European Efficiency	97.7%	97.7%	97.7%	97.7%	97.7%
Protection					
DC Insulation Monitoring	Yes				
DC Reverse Polarity Protection	Yes				
Anti-islanding Protection	Yes				
Residual Current Monitoring	Yes				
Over-heat Protection	Yes				
AC Overcurrent Protection	Yes				
AC Short-circuit Protection	Yes				
DC Surge Protection	Yes (Type II)				
AC Surge Protection	Yes (Type II)				
AC Overvoltage Protection	Yes				
General Data					
Dimension (W * H * D) [mm]	520 * 412 * 186				
Weight [kg]	27				
Display	LED + OLED				
Communication	RS485 and USB (Standard), Wifi or 4G or Ethernet(Optional)				
Ambient Temperature Range [°C]	-25 ~ +60				
Relative Humidity	0 ~ 100%				
Operating Altitude [m]	≤ 2000				
Standby Self Consumption [W]	< 15				
Topology	Transformerless				
Cooling	Natural				
Degree of Protection	IP65				
Noise [dB]	< 35				
Certifications & Standards					
Grid connection standards	VDE-AR-N 4105, EN 50549-1, VDE 0126, CEI 0-21, EN 50549-GR, ÖVE/ONORM E 8001-4-712, AS 4777, UNE 217002				
Safety Regulation	IEC 62109-1, IEC 62109-2				
EMC	EN / IEC 61000-6-1, EN / IEC 61000-6-3				

[1] EPS: Emergency Power Supply

RESIDENTIAL STACKABLE ESS

PowerHome-H1(7.48-18.7kWh)

-  Modular & 'Plug & Play' design
-  Safety upgrade with world class LiFePO4 battery technology
-  Support up to 5 battery sets parallel connection
-  Remote firmware upgrade and online diagnosis
-  IP65 outdoor design
-  EU standard certified by TÜV Rheinland

Residential ESS

PowerHome-H1(7.48-18.7kWh)

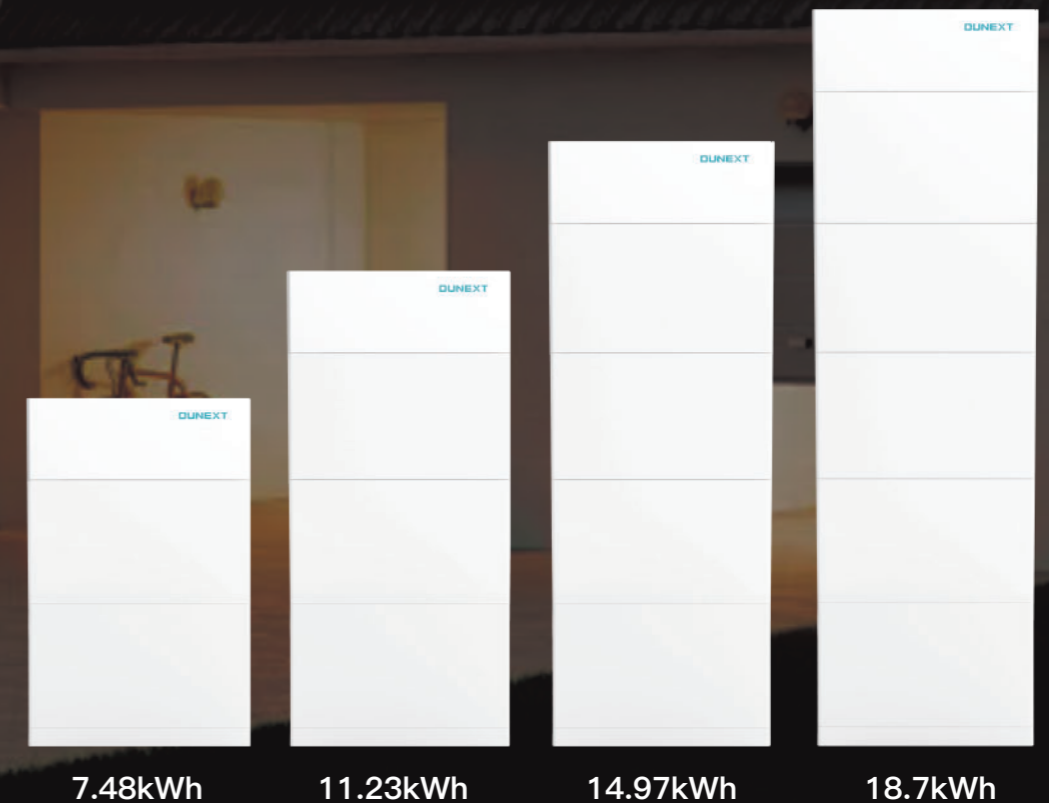
Model	PowerHome 7.48-H1	PowerHome 11.23-H1	PowerHome 14.97-H1	PowerHome 18.7-H1
Electrical Parameters				
Number of Modules	2	3	4	5
Nominal Energy ^[1] [kWh] Usable Capacity	7.48	11.23	14.97	18.7
Nominal Voltage [V]	192	288	384	480
Voltage Range [V]	162 ~ 216	243 ~ 324	324 ~ 432	405 ~ 540
Maximum Charge / Discharge Current ^[2] [A]	30 / 30			
Depth of Discharge	90%			
Cooling	Natural			
General Data				
Battery Technology	Lithium Iron Phosphate (LiFePO4)			
Size (Width * Height * Depth) [mm]	561 * 902 * 217	561 * 1228 * 217	561 * 1554 * 217	561 * 1880 * 217
Weight [kg]	86.8	124.1	161.4	198.7
Number of Battery Units	2	3	4	5
Enclosure	IP65 (Indoor or Outdoor)			
Installation Type	Floor Stand			
Operating Temperature Range ^[3] [°C]	-10 ~ +50			
Communication	CAN, RS485			
Cycle Life	6000@ 80% DOD / 25°C / 0.2C / 60% EOL			
Warranty ^[4] [years]	10			
Operating Altitude [m]	≤ 2000			
Certification				
Certificates	UN38.3, EN / IEC 62619, IEC 62040, EN 62477, EN 61000-6-1 / -3			

[1] Nominal Energy: 100% DOD, 0.2C charge & discharge at +25°C (test conditions).

[2] The recommended charging and discharging current is 25 / 30A.

[3] Ambient temperature charging (0 ~ +40°C), discharging (-10 ~ +50°C).




[4] Conditions apply: refer to Dunext PowerHome Battery Warranty Policy.





SINGLE PHASE ON-GRID INVERTER



DN1 Series(3.68-6KTL)

-  Compatible with 500W+ PV modules
-  150% DC input oversizing
-  Remote firmware upgrade

-  Built-in zero injection function
-  Type II SPD for both DC and AC

Single Phase On-Grid Inverter

DN1 Series(3.68-6KTL)

Model	DN1-3.68KTL	DN1-4KTL	DN1-5KTL	DN1-6KTL
PV Input				
Max. Recommended PV Power [Wp]	5500	6000	7500	9000
Max. PV Input Voltage [V]	600			
MPPT Voltage Range [V]	80 ~ 550			
Rated Input Voltage [V]	360			
Start-up Voltage [V]	100			
No. of MPP Trackers	2			
No. of Input Strings per Tracker	1 / 1			
Max. PV Input Current [A]	16 / 16			
Max. Short-circuit Current per MPPT [A]	20 / 20			
AC Output				
Rated AC Power [W]	3680	4000	5000	6000
Max. Apparent Power [VA]	3680	4400	5500	6000
Max. AC Current [A]	16	20	25	27.3
Rated AC Voltage [V]	L / N / PE, 220 / 230			
Grid Frequency [Hz]	50 / 60			
Adjustable Power Factor [cos φ]	0.8 leading ... 0.8 lagging			
Output THDi (@Rated Output)	< 3%			
Efficiency				
Max. Efficiency	97.9%	97.9%	97.9%	97.9%
European Efficiency	97.2%	97.2%	97.2%	97.2%
Protection				
DC Insulation Monitoring	Yes			
Input Reverse Polarity Protection	Yes			
Anti-island Protection	Yes			
Residual Current Monitoring	Yes			
AC Overcurrent Protection	Yes			
AC Short-circuit Protection	Yes			
DC Surge Protection	Yes (Type II)			
AC Surge Protection	Yes (Type II)			
AFCI Protection	Optional			
DC Switch	Optional			
General Data				
Dimension (W * H * D) [mm]	353 * 320 * 150			
Weight [kg]	10			
Display	LED + OLED			
Communication	RS485 and USB (Standard), Wifi (Standard), 4G or Ethernet (Optional)			
Ambient Temperature Range [°C]	-25 ~ +60			
Relative Humidity	0 ~ 100%			
Operating Altitude [m]	≤ 2000			
Standby Self Consumption [W]	< 1			
Topology	Transformerless			
Cooling	Natural			
Degree of Protection	IP65			
Noise [dB]	< 25			
Certifications & Standards				
Grid Connection Standards	VDE 0126-1-1, ORDINANCE140, G99			
Safety Regulation	IEC 62109-1, IEC 62109-2			
EMC	IEC 61000-6-1, IEC 61000-6-3			

SINGLE PHASE ON-GRID INVERTER



DN1 Series(8-10.5KTL)

-  Compatible with 500W+ PV modules
-  Built-in zero injection function
-  150% DC input oversizing
-  Type II SPD for both DC and AC
-  Remote firmware upgrade

Single Phase On-Grid Inverter







DN1 Series(8-10.5KTL)

Model	DN1-8KTL	DN1-10KTL	DN1-10.5KTL
		PV Input	
Max. Recommended PV Power [Wp]	12000	15000	16000
Max. PV Input Voltage [V]		600	
MPPT Voltage Range [V]		80 ~ 550	
Rated Input Voltage [V]		360	
Start-up Voltage [V]		100	
No. of MPP Trackers	2	2	2
No. of Input Strings per Tracker	2 / 2	2 / 2	2 / 2
Max. PV Input Current [A]	32 / 32	32 / 32	32 / 32
Max. Short-circuit Current per MPPT [A]	40 / 40	40 / 40	40 / 40
		AC Output	
Rated AC Power [W]	8000	10000	10500
Max. Apparent Power [VA]	8800	10000	10500
Max. AC Current [A]	40	45.5	45.5
Rated AC Voltage [V]		L / N / PE, 220 / 230	
Grid Frequency [Hz]		50 / 60	
Adjustable Power Factor [cos φ]		0.8 leading ... 0.8 lagging	
Output THDi (@Rated Output)		< 3%	
		Efficiency	
Max. Efficiency	98.1%	98.1%	98.1%
European Efficiency	97.5%	97.5%	97.5%
		Protection	
DC Insulation Monitoring		Yes	
Input Reverse Polarity Protection		Yes	
Anti-island Protection		Yes	
Residual Current Monitoring		Yes	
AC Overcurrent Protection		Yes	
AC Short-circuit Protection		Yes	
DC Surge Protection		Yes (Type II)	
AC Surge Protection		Yes (Type II)	
AFCI Protection		Optional	
DC Switch		Optional	
		General Data	
Size (Width * Height * Depth) [mm]		428 * 385 * 185	
Weight [kg]		17	
Display		LED + OLED	
Communication		RS485 and USB (Standard), Wifi (Standard), 4G or Ethernet (Optional)	
Ambient Temperature Range [°C]		-30 ~ +60	
Relative Humidity		0 ~ 100%	
Operating Altitude [m]		≤ 2000	
Standby Self Consumption [W]		< 1	
Topology		Transformerless	
Cooling		Natural	
Degree of Protection		IP65	
Noise [dB]		< 25	
		Certifications & Standards	
Grid Regulation		VDE 0126-1-1, C10/11, G99, PEA, MEA, AS 4777, EN 50549, CEI 0-21, IEC 61727, IEC 62116, IEC 60068, IEC 61683, ABNT NBR 16150	
Safety Regulation		IEC 62109-1, IEC 62109-2	
EMC		EN 61000-3-2, EN 61000-3-3, EN 61000-3-11, EN 61000-3-12, EN 61000-6-2, EN 61000-6-3, IEC 61000-4-16, IEC 61000-4-18, IEC 61000-4-29	

THREE PHASE ON-GRID INVERTER



DN3 Series(4-12KTL)

-  Natural cooling for mute operation
-  Wider MPPT voltage range (140 ~ 1000V)
-  Remote firmware upgrade
-  IP65 outdoor design
-  150% DC input oversizing
-  Built-in zero injection function

Three Phase On-Grid Inverter







DN3 Series(4-12KTL)

Model	DN3-4KTL	DN3-5KTL	DN3-6KTL	DN3-8KTL	DN3-10KTL-A	DN3-10KTL	DN3-12KTL
PV Input							
Max. Recommended PV Power [Wp]	6000	7500	9000	12000	15000	15000	18000
Max. PV Input Voltage [V]	1100						
MPPT Voltage Range [V]	140 ~ 1000						
Rated Input Voltage [V]	600						
Start-up Voltage [V]	160						
No. of MPP Trackers	2						
No. of Input Strings per Tracker	1 / 1						
Max. PV Input Current [A]	16 / 16						
Max. Short-circuit Current per MPPT [A]	20 / 20						
AC Output							
Rated AC Power [W]	4000	5000	6000	8000	10000	10000	12000
Max. Apparent Power [VA]	4400	5500	6600	8800	10000	11000	13200
Max. AC Current [A]	6.7	8.4	10	13.4	15.2	16.7	20
Rated AC Voltage [V]	3 / N / PE, 220 / 380, 230 / 400						
Grid Frequency [Hz]	50 / 60						
Adjustable Power Factor [cos φ]	0.8 leading ... 0.8 lagging						
Output THDi (@Rated Output)	< 3%						
Efficiency							
Max. Efficiency	98.4%	98.4%	98.4%	98.5%	98.5%	98.5%	98.5%
European Efficiency	97.5%	97.5%	97.5%	98.0%	98.0%	98.0%	98.0%
Protection							
DC Insulation Monitoring	Yes						
Input Reverse Polarity Protection	Yes						
Anti-island Protection	Yes						
Residual Current Monitoring	Yes						
AC Overcurrent Protection	Yes						
AC Short-circuit Protection	Yes						
DC Surge Protection	Yes (Type II)						
AC Surge Protection	Yes (Type II)						
AFCI Protection	Optional						
PID function	Optional						
DC Switch	Yes						
General Data							
Dimension (W * H * D) [mm]	428 * 385 * 185						
Weight [kg]	15						
Display	LED + OLED						
Communication	RS485 and USB (Standard), Wifi (Standard), 4G or Ethernet (Optional)						
Ambient Temperature Range [°C]	-25 ~ +60						
Relative Humidity	0 ~ 100%						
Operating Altitude [m]	≤ 2000						
Standby Self Consumption [W]	< 1						
Topology	Transformerless						
Cooling	Natural						
Degree of Protection	IP65						
Noise [dB]	< 35						
Certifications & Standards							
Grid Regulation	NB/T32004-2018, EN 50549-1, IEC 61727, IEC 62116						
Safety Regulation	IEC 62109-1, IEC 62109-2						
EMC	EN/IEC 61000-6-1, EN/IEC 61000-6-3						

THREE PHASE ON-GRID INVERTER



DN3 Series(15–25KTL)

-  Compatible with 600W+ PV modules
-  Wider MPPT voltage range (180 ~ 1000V)
-  Maximum DC input voltage 1100V
-  Remote firmware upgrade
-  150% DC input oversizing
-  Built-in zero injection function

Three Phase On-Grid Inverter







DN3 Series(15–25KTL)

Model	DN3-15KTL	DN3-17KTL	DN3-20KTL	DN3-25KTL
PV Input				
Max. Recommended PV Power [Wp]	22500	22500	30000	37500
Max. PV Input Voltage [V]	1100			
MPPT Voltage Range [V]	180 ~ 1000			
Rated Input Voltage [V]	600			
Start-up Voltage [V]	200			
No. of MPP Trackers	2			
No. of Input Strings per Tracker	2 / 2			
Max. PV Input Current [A]	40 / 40			
Max. Short-circuit Current per MPPT [A]	50 / 50			
AC Output				
Rated AC Power [W]	15000	17000	20000	25000
Max. Apparent Power [VA]	16500	18700	22000	27500
Max. AC Current [A]	25	28.3	33.4	41.7
Rated AC Voltage [V]	3 / N / PE, 220 / 380, 230 / 400			
Grid Frequency [Hz]	50 / 60			
Adjustable Power Factor [cos φ]	0.8 leading ...0.8 lagging			
Output THDi (@Rated Output)	< 3%			
Efficiency				
Max. Efficiency	98.6%	98.6%	98.6%	98.6%
European Efficiency	98.2%	98.2%	98.2%	98.2%
Protection				
DC Insulation Monitoring	Yes			
Input Reverse Polarity Protection	Yes			
Anti-island Protection	Yes			
PID recovery function	Yes			
Residual Current Monitoring	Yes			
AC Overcurrent Protection	Yes			
AC Short-circuit Protection	Yes			
DC Surge Protection	Yes(Type II)			
AC Surge Protection	Yes(Type II)			
AFCl Protection	Optional			
PID function	Optional			
DC Switch	Yes			
General Data				
Dimension (W * H * D) [mm]	520 * 412 * 200			
Weight [kg]	22			
Display	LED + OLED			
Communication	RS485 and USB (Standard), Wifi (Standard), 4G or Ethernet (Optional)			
Ambient Temperature Range [°C]	-25 ~ +60			
Relative Humidity	0 ~ 100%			
Operating Altitude [m]	≤ 2000			
Standby Self Consumption [W]	< 1			
Topology	Transformerless			
Cooling	Air Cooling			
Degree of Protection	IP65			
Noise [dB]	< 45			
Certifications & Standards				
Grid Regulation	NB / T 32004-2018, ABNT NBR 16149, ABNT NBR 16150, ABNT NBR 62116, EN 50549-1, IEC 61727, IEC 62116, ORDINANCE No.140, IEC 62891			
Safety Regulation	IEC 62109-1, IEC 62109-2			
EMC	EN 61000-1, EN 61000-2, EN 61000-3, EN 61000-4			

THREE PHASE ON-GRID INVERTER



DN3 Series(30-50KTL)

-  Compatible with 600W+ PV modules
-  150% DC input oversizing & 110% AC overloading
-  Remote firmware upgrade
-  Optional AFCI & Smart PID recovery function
-  Low start-up voltage at 200V
-  Type II SPD for both DC and AC

Three Phase On-Grid Inverter

DN3 Series(30-50KTL)

Model	DN3-30KTL	DN3-36KTL	DN3-40KTL	DN3-50KTL
PV Input				
Max. Recommended PV Power [Wp]	45000	54000	60000	75000
Max. PV Input Voltage [V]	1100			
MPPT Voltage Range [V]	180 ~ 1000			
Rated Input Voltage [V]	600			
Start-up Voltage [V]	200			
No. of MPP Trackers	3	3	4	4
No. of Input Strings per Tracker	2 / 2 / 2	2 / 2 / 2	2 / 2 / 2 / 2	2 / 2 / 2 / 2
Max. PV Input Current [A]	40 / 40 / 40	40 / 40 / 40	40 / 40 / 40 / 40	40 / 40 / 40 / 40
Max. Short-circuit Current per MPPT [A]	50 / 50 / 50	50 / 50 / 50	50 / 50 / 50 / 50	50 / 50 / 50 / 50
AC Output				
Rated AC Power [W]	30000	36000	40000	50000
Max. Apparent Power [VA]	33000	39600	44000	55000
Max. AC Current [A]	50	60	66.6	83.3
Rated AC Voltage [V]	3 / N / PE, 220 / 380, 230 / 400			
Grid Frequency [Hz]	50 / 60			
Adjustable Power Factor [cos φ]	0.8 leading ... 0.8 lagging			
Output THDi (@Rated Output)	< 3%			
Efficiency				
Max. Efficiency	98.6%	98.7%	98.8%	98.8%
European Efficiency	97.8%	98.0%	98.0%	98.0%
Protection				
DC Insulation Monitoring	Yes			
Input Reverse Polarity Protection	Yes			
Anti-island Protection	Yes			
Residual Current Monitoring	Yes			
AC Overcurrent Protection	Yes			
AC Short-circuit Protection	Yes			
DC Surge Protection	Yes (Type II)			
AC Surge Protection	Yes (Type II)			
AFCI Protection	Optional			
PID function	Optional			
DC Switch	Yes			
General Data				
Dimension (W * H * D) [mm]	585 * 480 * 220			
Weight [kg]	37			
Display	LED + OLED			
Communication	RS485 and USB (Standard), Wifi (Standard), 4G or Ethernet (Optional)			
Ambient Temperature Range [°C]	-25~+60			
Relative Humidity	0 ~ 100%			
Operating Altitude [m]	≤ 2000			
Standby Self Consumption without PID [W]	< 1			
Topology	Transformerless			
Cooling	Air Cooling			
Degree of Protection	IP65			
Certifications & Standards				
Grid Regulation	NB/T32004, ORDINANCE140, VDE4105, VDE0126, VDE-AR-N 4105, UNE217002, EN 50549-1, EN 62920			
Safety Regulation	IEC 62109-1, IEC 62109-2			
EMC	EN/IEC 61000-6-1, EN IEC 61000-6-4, EN/IEC 61000-6-3, EN IEC 61000-6-2, EN IEC 61000-3-11, EN 61000-3-12			

POWERHILL (143kWh–215kWh)



Integrated Outdoor Battery Energy Storage Cabinet

PowerHill (143kWh–215kWh)

Model	PowerHill P30 143kWh	PowerHill P30 179kWh	PowerHill P60 143kWh	PowerHill P60 161kWh	PowerHill P60 179kWh	PowerHill P60 215kWh	PowerHill P100 215kWh
Battery							
Cell type	LFP-280Ah						
Pack configuration	IP20S						
Battery capacity	143.36kWh	179.2kWh	143.36kWh	161.2kWh	179.2kWh	215.04kWh	215.04kWh
AC Output							
Connection type	3P4W						
Charging / discharging power(KW)	30			60			100
Rated grid voltage(V)	220/380;230/400						
Frequency (Hz)	50/60						
Rated AC output current (A)	43			86			144
Adjustable power factor range	0.8 (Leading)...0.8 (Lagging)						
Harmonics	≤ 3% (Rated) THD						
Backup output(Off Grid)							
Connection type	3P4W						
Rated output power (KW)	30			60			100
Rated output voltage (V)	220/380;230/400						
Output frequency(Hz)	50/60						
Rated current(A)	43			86			144
Frequency accuracy	0.2Hz						
General Parameters							
Dimensions (W*H*D) (mm)	1900*2100*1330						
Packing size(W*H*D)(mm)	2100*2244*1500						
Weight(Kg)	2500						
Degree of protection	IP55 (Battery Cabinet) IP34 (Electrical Cabinet)						
Cooling method	Battery Cabinet (air conditioner)						
Fire suppression system	FM200 automatic fire extinguishing						
Anti-corrosion grade	C3						
Relative humidity	0-95% (non-condensing)						
Operating temperature*(°C)	-20~50						
Altitude**(m)	< 2000						
Noise level(dB)	≤ 75						
Communication interface	RS485, Ethernet						
Communication protocol	Modbus RTU, Modbus TCP/IP						
PV Side Parameters (Optional)							
Max. PV input power(KW)	30/60			30/60/90/120			
MPPT voltage range(V)	200-850						
Number of MPPTs	1/1			1/1/2/2			
Number of PV inputs	1/1			1/1/2/2			
Maximum input current(A)	100/200			100/200/300/400			
Certification	CE(IEC61000,IEC62619,IEC62477),UN3480,UN38.3,MSDS Converter:UK G99,VDE4105,EN50549 Cell:IEC62619,UL1973,UL1642,UL9540A						

[1] The system will be derated when the ambient temperature exceeds 45°C.

[2] The system will be derated when the altitude is above 2000m.

Integrated Outdoor Battery Energy Storage Cabinet

- Plug-and-Play, all-in-one design
- Support solar, generator, wind turbine accessing
- Up to 100% unbalanced loads operation
- Multi grid auxiliary service application
- 4 layers safety design
- Higher availability with modular design & O&M cloud platform

POWERMOUNT (860kWh–1720kWh)



Containerized Battery Energy Storage System







PowerMount (860kWh–1720kWh)

Model	PowerMount P400 860kWh	PowerMount P500 1075kWh	PowerMount P600 1290kWh	PowerMount P700 1505kWh	PowerMount P800 1720kWh
Battery					
Cell type	LiFePO4 – 280Ah				
Pack configuration	1P20S				
System configuration	4*1P240S	5*1P240S	6*1P240S	7*1P240S	8*1P240S
Battery capacity	860kWh	1075kWh	1290kWh	1505kWh	1720kWh
AC Output					
Connection type	3P4W+PE				
Charging / discharging power (KW)	400	500	600	700	800
Grid voltage (V)	400				
Frequency (Hz)	50/60				
Rated AC output current (A)	577	722	866	1010	1155
Harmonics	< 3% (@rated power)				
Overload capacity	110%@10min;120%@60s				
General Parameters					
Isolation transformer	No				
Degree of protection	Outdoor installation (Battery cabinet: IP55, Electrical cabinet: IP34)				
Container anti-corrosion grade	C3				
Operation temperature* (°C)	-20~50				
Relative humidity	0-95% (non-condensing)				
Permissible altitude** (m)	≤ 2000				
Cooling method	Battery cabinet: HVAC, Electrical room: forced air cooling				
Fire fighting system	FAS & FM200/Novtec1230				
Noise emission (dB)	≤ 75				
Dimension (W*D*H) (mm)	20HQ container (6058*2438*2896)				
Weight(Kg)	24500				
Communication interface	Ethernet				
Communication protocol	Modbus TCP/IP				
Certification	System: UN3536、LVD、EMC、RoHS				
	Cell: IEC62619、UL1973、UL9540A				
	PACK: UN38.3				
	PCS: G99、EN50549、AS4777.2、VDE4105				

[1] The system will be derated when the ambient temperature exceeds 45°C.

[2] The system will be derated when the altitude is above 2000m.

Containerized Battery Energy Storage System

-  Plug-and-Play, all-in-one design
-  Standard 20HQ container
-  Support solar, generator, wind turbine accessing
-  Multi grid auxiliary service application
-  4 layers safety design
-  Higher availability with modular design & O&M cloud platform

YOUR BEST PARTNER

1

Convenience

Dedicated to delivering convenient products and solutions, providing customers with prompt and professional services

3

More Values

Creating and sharing value together with our customers and partners

Safety

Committed to providing safe products and solutions with comprehensive lifecycle services to ensure the security of customer assets

2

Stability

Stable products and solutions, steadfast business relationships, enabling customers to achieve consistent returns

4