




RESIDENTIAL LOW VOLTAGE ESS




PowerHome-5.12-L1-Pro

 Modular design

 High safety

 Easy installation

 Maximum charge rate 1C

Residential Low Voltage ESS



Model	PowerHome-5.12-L1-Pro
Electrical Parameters	
Nominal Energy Usable Capacity [kWh]	5.12
Nominal Voltage [V]	51.2
Voltage Range [V]	44.8 ~ 57.6
Max. Discharge C Rate	1C
Max. Power Charge / Discharge Current [A]	75(Charge); 100 (Discharge)
Peak Power Charge / Discharge Current [A]	110A (15s)
Depth of Discharge	95%
General Data	
Battery Technology	LiFePO4
Dimensions [W * H * D] [mm]	558 * 545 * 150
Weight [kg]	54
No. of Modules in Parallel	Up to 50 Units in Parallel
Degree of Protection	IP20
Charging Temp. Range	0 ~ 55°C
Discharging Temp. Range	-20 ~ 55°C
Communication	CAN / RS485 / RS232
Certifications	
Certifications	UN38.3 / CE-EMC / IEC62619 / CEI-021